

**R30, R40 & Par38 Flood & Reflector Compact Fluorescent Lamp**



23W Par38



ER23/R40	ER15/R30	ER/R15/R30
ER/R23/R40		

**Features:**

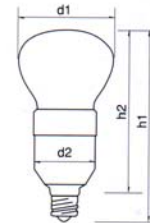

- Designed for wide flood beam providing quality, smooth and even light distribution
- New Par 38 model ensure an ideal solution for replacing 75W to 120W Par38 lamp, combining with significant energy cost saving.
- Amalgam solution guarantees long life, and highly suitable for commercial & residential uses.


**Applications:**

Recessed Lighting  
Tracking Lighting  
Corridors/Lobbies/Reception Areas

**Ideal for:**

Hotel/Motel  
Office  
Education  
Restaurants  
Retailers  
Healthcare



Type	Rated watt(W)	Luminous Flux(Lm)	Rendering index(Ra)	Color Temp(K)	Rated Ave life(h)	Lamp Base	Dimensions (mm /inch)			Std. Pkg. Qty	cUL, UL
							D1	H	D2		
ER, ER/R15W R30	15	830	82	2700K	10000	E26	94/ 3.7	153/6.02	50/2.0	24	YES 
ER, ER/R23W R40	23	1150	82	to			122/4.8	156/6.15	55/2.2	12	
Par 38	23	1100	82	6400K			122/4.8	156/6.15	55/2.2	12	

- ER with frost bulb glass; ER/R with clear reflector bulb glass. R40 & Par38 with removable bulb glass.
- Lamp life defined according to international standard